

TRIUM ALTERNATIVE GROWTH FUND



APRIL 2026 MONTHLY NEWSLETTER

F GBP: -3.2% YTD: -0.6% | I GBP: -3.2% YTD: -0.6%

Strategy Description

- ▶ The Trium Alternative Growth Fund uses Uncorrelated Strategies sourced from across the asset class spectrum to provide capital growth, independent of equity market cycles and macroeconomic environments. The Fund targets areas of markets that demonstrate significant crowding and congestion. Congested markets cause short and long-term price distortions, and these can be monetised without taking directional market exposure.
- ▶ Congestion style trades are naturally defensive and tend to have their best returns during periods of stress. Therefore, the Fund has a defensive profile and has demonstrated both a consistent negative correlation and beta with equity markets.
- ▶ The Fund aims for Cash + 3-4% annualised return with a relatively low volatility of 3-5%.

Portfolio Manager's commentary

April was a record-setting month for equities, with the Nasdaq turning an extraordinary +16%, helped by record-level money printing and a 'bullish' narrative that the Iran conflict was close to a deal. Bonds, if you weren't Japan, had a decent month, and commodities returned low percentage gains as well.

The month of April kicked off with a fragile ceasefire where the US and Iran (not Israel) ceased hostilities. Oil collapsed and equities, especially in the US tech sector, proceeded to have a record-breaking rally that the likes of which were a marvel to behold. AI tech stocks, arguably the sector least affected by the oil crisis, went stratospheric, driven by a short-dated call buying frenzy. Trump settled into his now all-too-familiar pattern of goosing markets by flip-flopping on 'deals' vs renewed escalation. Last year it was tariff on/off, this year at the time of writing, we are on our fifth peace deal. As we now grind forward into the 10th week of the greatest supply disruption in history, the market price action suggests that all is fine and indeed, with oil only at the 100-USD mark, a real price that is actually on the cheap side, there has been no hitherto demand destruction and as such no economic hit to the real economy. While this is categorically a good outcome in the short term (perhaps no doubt buying enough time to get Trump through the midterms), it almost guarantees a catastrophic hard wall when the oil runs out, as it has been the reserves which have so far been filling the supply deficit, providing the illusion of normality, and these are soon to be exhausted. Even if the strait were to open tomorrow, we are most likely past the point of no return where tank bottoms will be hit, and energy rationing is imposed on a criminally misinformed public. But no need to panic. After all, as Pam Bondi, the US attorney general, would say, the Dow is above 50,000, so there is nothing to worry about.

While Trump plays his games, Japan is at the centre stage of the energy crisis. Japan, after conveniently deciding to no longer report oil reserves, has taken to intervening in the yen and JGB markets on a daily basis in a desperate attempt to keep the inflationary impulse down. The oil shock is threatening the long end of the JGB market, which in turn threatens the bankruptcy of the Japanese banking system and, by extension, the long end of the US Treasury market. So far, with oil capped at 100 USD, the crisis is contained, but Japan faces a Hobson's choice between saving its bond market or its currency. It can't do both, but as alarm bells ring, this is exactly what it is trying to do: simultaneously burning through reserves to support the Yen as it prints the same Yen to buy its bonds. There is, however, a silver lining in that all the QE printing to save its bond market has sent the Nikkei soaring. So, there's that: Pam Bondi may have a point.

(continued overleaf)

NAV data has been calculated by Northern Trust International Fund Administration Services (Ireland) Limited. The figures refer to the past. Past performance is not a reliable indicator for future returns. Launch date: 16 September 2021. All data as at End of Month. THIS DOCUMENT IS FOR THE INTENDED RECIPIENT ONLY. The Trium Alternative Growth Fund is a UCITS sub-fund of the Irish-domiciled Trium UCITS Platform PLC and is managed by Trium Capital LLP ("TCL"). TCL is authorised and regulated by the UK Financial Conduct Authority. Applications for shares in any sub-fund of the Trium UCITS Platform plc (the "Fund") should not be made without first consulting the Fund's current Prospectus, KIID, Annual Report and Semi-Annual Report ("Offering Documents"), or other documents available in your local jurisdiction which are available free of charge from Trium Capital LLP. This information has been prepared solely for information purposes and is not an offer to buy or sell or a solicitation of an offer to buy or sell any security or instrument or to participate in any particular trading strategy. Please refer to important information at the end of this document. F GBP Returns are net of 0.60% management fee per annum and 0% performance fee on return, and in excess of the respective overnight cash rate.

Portfolio Managers



Toby Hayes, Portfolio Manager has over 20 years of experience and before joining Trium in 2021, he was a Fund Manager for the Fortem Alternative Growth Fund. Previously, Toby was a Portfolio Manager for Franklin Templeton, managing alternative and traditional multi-asset funds. Toby was also a Partner for Pacific Investments developing various alternative strategies and, before this, Toby was a Founding Partner at Armstrong Investment Managers, a multi-asset boutique where he managed global macro portfolios. He holds a master's degree in economics from Edinburgh University and is a CFA charter holder.



Deepak Baghla, Co-Portfolio Manager has over 15 years of systematic research and trading experience. Previously he managed macro-systematic books as a PM at Morgan Stanley, EDF Trading, Millennium Partners and Symmetry Investment (a spinoff from Millennium partners).

Fund terms

Investment Manager	Trium Capital LLP
Fund Name	Trium Alternative Growth Fund
SFDR	Article 6
Inception Date	16 September 2021
Structure	UCITS (Ireland)
Base Currency	GBP
Currency Share Classes	GBP (Hedged EUR and USD)
AUM	£177.4m
Dealing Frequency	Daily, 11 am Irish Time
Valuation Point	5pm (US Eastern Time)
Registered for Sale	France, Germany, Guernsey, Jersey, Ireland, Italy, Switzerland, UK

Fund service providers

Management Co.	Trium Ireland Ltd
Administrator	Northern Trust Fund Administration
Swap Providers	Barclays, Goldman Sachs, JP Morgan, Société Générale, BNP
Auditor	PricewaterhouseCoopers
Legal Advisors	McCann Fitzgerald LLP

Portfolio Manager's commentary (*Continued*)

April was a poor month for returns, to say the least. The Fund returned -3.2%, which was the worst monthly return in the Fund's history and is commensurate with the record-breaking equity returns. Some of the negative return was from the inherent short beta, but most was from our structural exposure to vol, which collapsed as soon as the 'ceasefire' was announced.

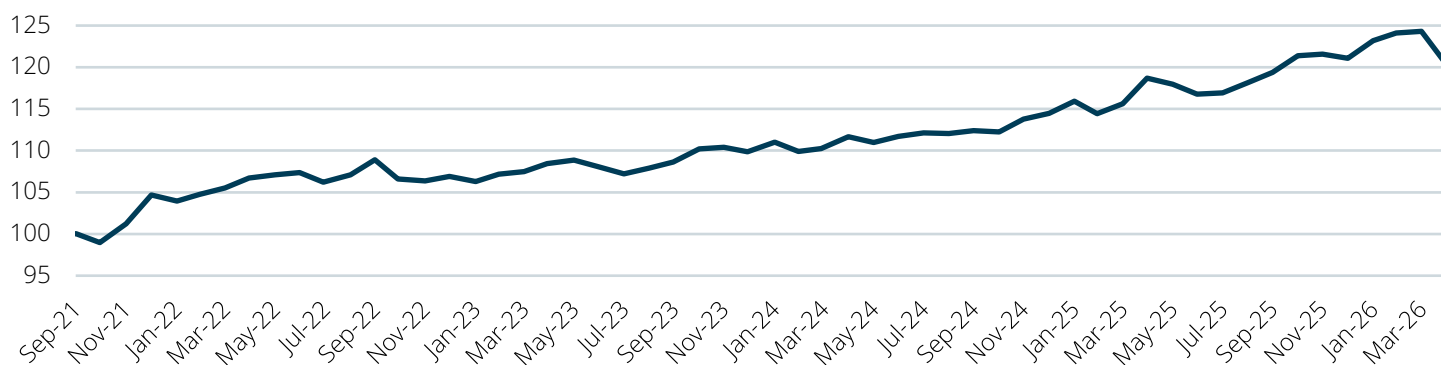
The big losses from April are from our Vix congestion trade (Congestion - Short-term Alpha - Equity), which goes long the front-month future whenever it sees large congestion or crowding in the Vix curve. Large short positions had been built in the Vix as the war escalated through March, which is obviously the opposite of what one would expect as risk premia advance. These large short positions no doubt contributed to the very muted performance of Vix and risk assets in general during March. However, given the large short positioning and a strongly backwardated curve, our models push towards maximum long exposure with the hope that it can monetise the roll. The roll happened at the beginning of the month, just as the ceasefire was announced, and front Vix was crushed into expiry as the curve shifted into contango.

The other big losses were in macro hedge overlay. This is where we put our dispersion trades and strong balance sheet trades. Dispersion goes long stock vol and short index vol. We have various versions of this, and the basic theme is similar to our long tech vol strategies. Dispersion strategies have convexity to both upside and downside extreme moves, and with this natural convexity to extreme spot moves in either direction, the strategy was exposed to what was essentially a crash 'up' of record-breaking proportions. This feature of the Trump administration seems to be a theme now. Markets are managed down and pumped higher via narrative management.

Strong balance sheet is a defensive strategy that buys high-credit-quality small-cap stocks and hedges most of the beta. The rally in junk in the small-cap sector broke all records and killed returns for the month. We still like the strategy as it is our only quasi 'credit' trade and given the problems in private credit over the month, with most of the world's largest funds gating, I am still somewhat bemused as to why it performed so badly.

All in all, a very challenging month, but we have not changed our views or positions. Markets have moved into a new paradigm of headline-driven performance, irrespective of whether the headline is real or not. The sense of disconnect with narrative and reality is reaching new extremes, and the fund will continue to seek out structural distortions where it finds them.

Historical Monthly Returns – F GBP (Founders')



Source: NAV data has been calculated by Northern Trust International Fund Administration Services (Ireland) Limited. All data as at End of Month. F GBP Returns are net of 0.60% management fee per annum and 0% performance fee on return, and in excess of the respective overnight cash rate. Performance is calculated based on NAV figures rounded to one decimal place. Past performance is not a reliable indicator for future returns. Launch date: 16 September 2021.
Note that the Founders' (F) Class has closed to new investors

Historical Monthly Returns – F GBP (Founders')

F GBP	Jan	Feb	Mar	Apr	May	Jun	Jul	Aug	Sep	Oct	Nov	Dec	YTD
2026	1.8%	0.7%	0.2%	-3.2%									-0.6%
2025	1.3%	-1.3%	1.0%	2.6%	-0.6%	-1.0%	0.1%	1.0%	1.0%	1.7%	0.1%	-0.4%	5.8%
2024	1.1%	-1.0%	0.3%	1.3%	-0.6%	0.7%	0.4%	-0.1%	0.3%	-0.1%	1.4%	0.6%	4.2%
2023	-0.6%	0.8%	0.3%	0.9%	0.4%	-0.8%	-0.8%	0.7%	0.7%	1.4%	0.2%	-0.5%	2.7%
2022	-0.7%	0.8%	0.7%	1.1%	0.4%	0.3%	-1.1%	0.8%	1.7%	-2.1%	-0.2%	0.5%	2.1%
2021									0.0%	-1.1%	2.3%	3.4%	4.7%

Source: NAV data has been calculated by Northern Trust International Fund Administration Services (Ireland) Limited. All data as at End of Month. F GBP Returns are net of 0.60% management fee per annum and 0% performance fee on return, and in excess of the respective overnight cash rate. Performance is calculated based on NAV figures rounded to one decimal place. Past performance is not a reliable indicator for future returns. Launch date: 16 September 2021.
Note that the Founders' (F) Class has closed to new investors

Historical Monthly Returns – I GBP

I GBP	Jan	Feb	Mar	Apr	May	Jun	Jul	Aug	Sep	Oct	Nov	Dec	YTD
2026	1.7%	0.7%	0.2%	-3.2%									-0.6%
2025	1.2%	-1.3%	1.0%	2.6%	-0.6%	-1.0%	0.1%	1.0%	1.0%	1.7%	0.1%	-0.4%	5.6%
2024	1.1%	-1.0%	0.3%	1.3%	-0.6%	0.7%	0.4%	-0.1%	0.3%	-0.2%	1.3%	0.6%	4.1%
2023	-0.6%	0.8%	0.3%	0.9%	0.4%	-0.8%	-0.8%	0.6%	0.7%	1.4%	0.2%	-0.5%	2.6%
2022	-0.7%	0.8%	0.7%	1.1%	0.3%	0.2%	-1.1%	0.8%	1.7%	-2.1%	-0.2%	0.5%	2.0%
2021									0.0%	-1.1%	2.3%	3.4%	4.6%

Source: NAV data has been calculated by Northern Trust International Fund Administration Services (Ireland) Limited. All data as at End of Month. I GBP Returns are net of 0.80% management fee per annum and 0% performance fee on return, and in excess of the respective overnight cash rate. Performance is calculated based on NAV figures rounded to one decimal place. Past performance is not a reliable indicator for future returns. Launch date: 16 September 2021.

Portfolio Characteristics

Fund Realised Volatility	4.27%
Fund Expected (Ex-Ante) Volatility	4.14%
1d 99% VaR	0.79%

Fund Realised Volatility is calculated based on F GBP returns since inception.

Fund Ex-Ante Volatility is calculated based on expected standard deviation of the portfolio components expressed on an annual basis.

Daily VaR (99%) is an alternative measure of risk that estimates maximum expected loss. At 99% confidence, one can expect that there will be at least 1 day in 100 where the daily loss on the Fund exceeds the calculated VaR.

Source: Trium Capital LLP. All data as at End of Month.

Correlation Since Inception

Indices	Correlation
MSCI World (TR)	-0.37
BBG Global Bonds	-0.15
BCOM Index	0.10

Past performance is not a guide to future performance. Source: Trium Capital LLP. All data as at End of Month. Correlation calculated as at the inception of the F GBP Share Class.

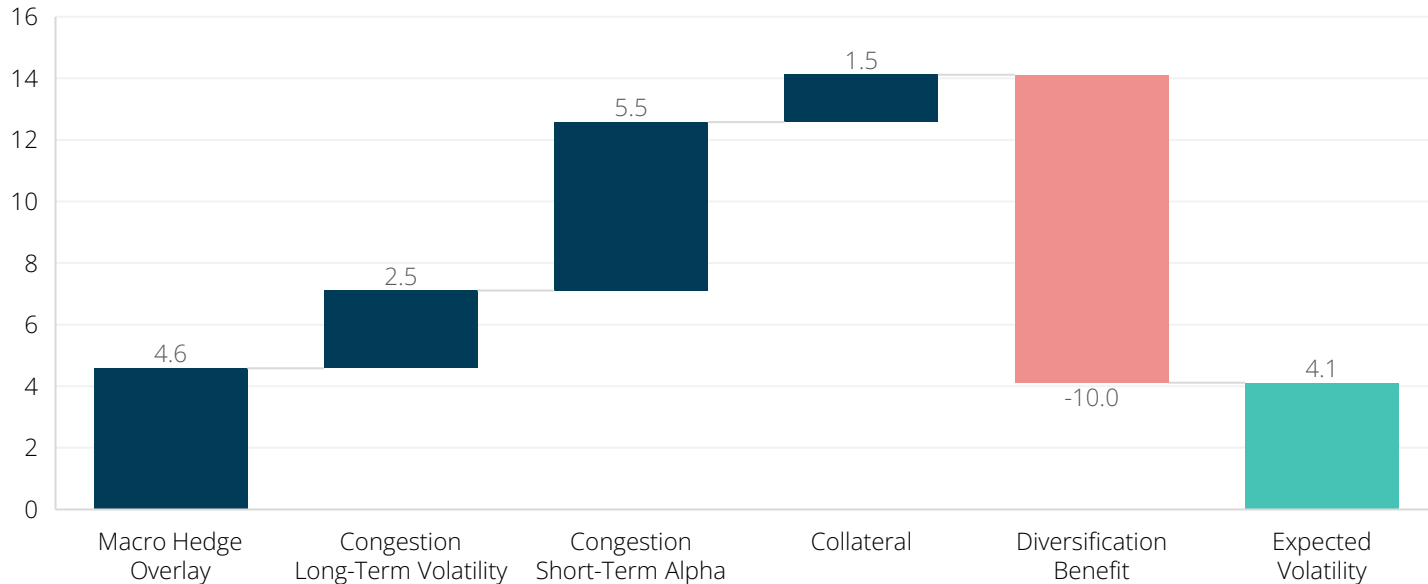
Risk Weight & Attribution per Strategy

Underlying Strategies	Weighted Risk	Apr Attribution	YTD Attribution
Congestion – Long-Term Volatility	2.5	0.7%	0.2%
Equity	2.0	0.4%	-0.5%
Rates	0.5	0.3%	0.7%
Congestion – Short-Term Alpha	5.5	-0.8%	0.0%
Commodity	1.1	-0.1%	-0.3%
Equity	3.9	-0.7%	0.4%
FX	0.4	0.0%	-0.1%
Macro Hedge Overlay	4.6	-3.4%	-1.7%
Commodity	1.2	-0.2%	1.7%
Equity	2.5	-2.7%	-2.7%
FX	0.9	-0.5%	-0.2%
Rates	0.0	0.0%	-0.5%
Collateral	1.5	0.3%	0.9%
Total	14.1	-3.2%	-0.6%

Weighted Risk is the Ex-Ante volatility (standard deviation) of the underlying positions, scaled by their notional weights. The sum total is the risk of the portfolio assuming no diversification benefits.

Source: Trium Capital LLP. Risk figures are calculated using Axioma Risk. NAV data has been calculated by Northern Trust International Fund Administration Services (Ireland) Limited. All data as at End of Month. F GBP Returns are net of 0.60% management fee per annum and 0% performance fee on return, and in excess of the respective overnight cash rate. Performance is calculated based on NAV figures rounded to one decimal place. Past performance is not a reliable indicator for future returns. Launch date: 16 September 2021.

Diversification Benefit



Weighted Risk is the Ex-Ante volatility (standard deviation) of the underlying positions, scaled by their notional weights. The chart above illustrate the **Diversification Benefit** achieved due to low correlation between underlying strategies.

Fund Expected (Ex-Ante) Volatility is calculated based on expected standard deviation of the portfolio components expressed on an annual basis.

Source: Trium Capital LLP. Risk figures are calculated using Axioma Risk. All data as at End of Month.

Share Class details

Share Class	Management Fee	Performance Fee	Launch Date	Min. Investment	Currency	SEDOL	ISIN	Bloomberg ticker
F EUR	0.60%	0.00%	16/09/2021	1,000,000	EUR	BP2C4L7	IE00BP2C4L79	TRTAGFE ID
F GBP	0.60%	0.00%	16/09/2021	1,000,000	GBP	BP2C4N9	IE00BP2C4N93	TRTAGFG ID
F USD	0.60%	0.00%	16/09/2021	1,000,000	USD	BP2C4M8	IE00BP2C4M86	TRTAGFU ID
FP GBP*	0.35%	15.00%	31/07/2023	1,000,000	GBP	BP2C4R3	IE00BP2C4R32	TRTAGFP ID
I GBP	0.80%	0.00%	16/09/2021	1,000	GBP	BP2C4V7	IE00BP2C4V77	TRTAGIG ID

Source: Trium Capital. *Please note that the* Performance fees on the FP Share Classes are accrued on performance in excess of a Hurdle Rate:

(1) for GBP this is the Bank of England official rate (Bloomberg Ticker: UKBRBASE Index)


Contact Details

Trium Sales & Investor Relations

IR@trium-capital.com

Trium Capital LLP

60 Gresham Street, Level 4,
London EC2V 7BB
United Kingdom
T: +44 20 7073 9250



Important Information

Marketing Communication

This is a marketing communication. Please refer to the prospectus and KID/KIID before making any final investment decision.

Identity of the issuer

In the United Kingdom and outside the EEA, this document has been issued by Trium Capital LLP which is authorised and regulated by the Financial Conduct Authority in the UK (register number 497640). Trium Capital LLP is a limited liability partnership registered in England, No. OC343790. Its registered office is at 60 Gresham Street, London EC2V 7BB. It is registered in the USA with the National Futures Association as a CPO and CTA (registered number 0477553) and is a registered investment advisor with the Securities and Exchange Commission ("SEC") in the United States CRD# 306112/SEC#: 801-122997.

In the EEA, this document is issued by Trium Ireland Limited (together with Trium Capital LLP, "Trium"), which is authorised and regulated by the Central Bank of Ireland (reference number C189295).

About the UCITS

Trium UCITS Platform PLC (the "Company") is an Irish domiciled open-ended investment company with variable capital structured as an umbrella fund with segregated liability between its funds under the laws of Ireland and authorised and regulated by the Central Bank of Ireland. The UCITS management company for Trium UCITS Platform PLC is Trium Ireland Ltd, authorised and regulated by the Central Bank of Ireland (register number: C189295).

Information purposes only

This information has been prepared solely for information purposes and is not an offer to buy or sell or a solicitation of an offer to buy or sell any security or instrument or to participate in any particular trading strategy. In the event of any discrepancies between the information contained in this document and the prospectus, the prospectus will prevail. The information contained in this document does not take into account the particular investment objectives or financial circumstances of any recipient and does not constitute the provision of investment advice or a recommendation.

Seeking your own advice

Before investing you should make an independent investigation of the Fund. You should ensure that you fully understand its potential risks and rewards and independently determine that it is appropriate for you given your objectives, experience, financial and operational resources, and other relevant circumstances. You should consult with your tax, legal, accounting or other such advisors as you deem necessary to assist you in making these determinations and the possible consequences for an investment in the Fund and the risks involved. Any indicative terms provided to you are provided for your information and do not constitute an offer, a solicitation of an offer, or any advice or recommendation to invest in the Fund (whether on the indicative terms or otherwise). Trium is not acting as financial adviser or fiduciary to any party to whom it delivers this presentation or who invests in the Fund. In particular, this document (in whole or in part) does not constitute investment advice.

Preliminary information

The information contained in this document is preliminary and is provided for discussion purposes only. This document is only a summary and does not contain certain material information about the Fund, including important conflicts disclosures and risk factors associated with investments in the Fund, and is subject to change without notice.

No updates

These materials were designed for use by specific persons familiar with your business and affairs and Trium assumes no obligation to update or otherwise revise these materials. Nothing contained in this document should be construed as tax, accounting or legal advice.

Disclaimer of accuracy

Although the above information has been taken from sources which Trium believe to be accurate, no warranty or representation is made as to the correctness, completeness and accuracy of the information or the assessments made on its basis.

SFDR

The fund discloses sustainability-related information in accordance with Regulation (EU) 2019/2088 ("SFDR"). Further information regarding sustainability-related aspects of the fund provided pursuant to Article 10 of SFDR can be found here: <https://trium-capital.com/regulatory-disclosures/>

Use of estimates

The estimates, investment strategies, and views expressed in this document are based upon past or current market conditions and/or data and information provided by unaffiliated third parties (which have not been independently verified), may differ from estimates, investment strategies, and views set out in other documents published by Trium and are subject to change without notice. No representation or warranty is made as to the correctness, completeness and accuracy of data and/or information provided by unaffiliated third parties or as to any assessment made on such basis.

Confidentiality

This document is confidential and is not intended for distribution to or use by any person or entity in any jurisdiction or country where such distribution or use would be contrary to local law or regulation. The distribution of this document and/or the information contained herein in certain jurisdictions may be restricted, and, accordingly, it is the responsibility of any recipient to satisfy itself as to compliance with relevant laws and regulations.

This document may not be divulged to any other person, reproduced or transmitted without the express written permission of Trium. The information contained in this document is strictly confidential and is intended only for use of the person to whom Trium has provided the material, and no other person should rely or act upon it.

Important Information (continued)

Forward looking statements

Certain information contained in this document constitutes "forward-looking statements," which can be identified by the use of forward-looking terminology such as "may," "will," "should," "expect," "anticipate," "target," "project," "estimate," "intend," "continue" or "believe" or the negatives thereof or other variations thereon or comparable terminology. Due to various risks and uncertainties, actual events or results or the actual performance of the fund may differ materially from those reflected or contemplated in such forward-looking statements.

An investment in the fund may not be suitable for all investors and may only be suitable only for certain financially sophisticated investors who meet certain eligibility requirements, have no need for immediate liquidity in their investment, and can bear the risk of an investment in a fund for an extended period of time.

Past performance

Any performance data and/or past performance is not a reliable indicator of future returns and the value of investments and the income derived from those investments can go down as well as up. Future returns are not guaranteed, and a loss of principal may occur. Performance may be affected by economic and market conditions. Returns may increase or decrease as a result of currency fluctuations.

Performance data of the fund is not based on audited financial data. Any performance data is based on the fund's actual or expected net asset value in accordance with the valuation methodology in the prospectus. Performance may be impacted by capital contributions and withdrawals and unless otherwise stated is net of management, performance and other fees as described herein and includes reinvestment of earnings.

Where any performance is referenced, please note that past performance is not a reliable indicator of future returns. Where simulated or scenario based performance is referenced, please note that the scenarios presented are an estimate of future performance based on evidence from the past on how the value of this investment varies, and/or current market conditions and are not an exact indicator. What you will receive will vary depending on how the market performs and how long you keep the investment/product.

Fees

The fund's fees may be modified or waived for certain investors. Please refer to the prospectus for more information regarding the fund's fees and other terms. An investor's actual performance and actual fees may differ from the data reflected herein due to among other factors, different share classes and eligibility to participate in "new issues". It should also be noted that certain share classes of the fund may be closed, including the share class from which the performance data presented herein has been derived.

Use of indices

Information about market indices is provided for the purpose of making general market data available as a point of reference only. There is no representation that any index is an appropriate benchmark for comparison. Index returns do not take into account trading commissions and costs or other fees and expenses associated with the active management of portfolios. The volatility of indices may be materially different from the performance of the fund. The fund's holdings may differ substantially from the securities that comprise the indices. Furthermore, the fund may invest in different trading strategies from the indices and therefore it should be noted that the sector, industry, stock and country exposures, volatility, risk characteristics and holdings of the fund may differ materially from those of the indices. The performance returns of the indices include the reinvestment of earnings and are obtained from Bloomberg and other third party sources. Although Trium believes these sources to be reliable, it is not responsible for errors or omissions from these sources.

GICS Standard

This report is not approved, reviewed or produced by MSCI. The Global Industry Classification Standard (GICS) was developed by and is the exclusive property of MSCI and Standard & Poor's and "GICS®" is a service mark of MSCI and Standard and Poor's.

Risks

Investing in financial markets involves a substantial degree of risk. There can be no assurance that the investment objectives of the fund will be achieved, and the investment results may vary substantially from year to year or even from month to month. Investment losses may occur, and investors could lose some or all of their investment. No guarantee or representation is made that the fund's investment program, including, without limitation, its diversification strategies, or risk monitoring goals, will be successful. Investment results may vary substantially over time. Investment losses may occur from time to time. Nothing contained in this document is intended to imply that the fund's investment methodology may be considered "conservative", "safe", "risk free" or "risk averse". Economic, market and other conditions could also cause the fund to alter its investment objectives, guidelines, and restrictions.

The fund may engage in investment practices or trading strategies that may increase the risk of investment loss and a loss of principal may occur. Trium may have total trading authority over the fund, and the fund will be dependent upon the services of Trium. The fund's fees and expenses as described in the fund's prospectus may offset the fund's gains. In addition, there may be restrictions on transferring interests in the fund, please refer to the fund's prospectus for additional information.

Where risks or rewards of purchasing shares in any fund are referenced, please refer to the risks outlined in either the KIID or prospectus. Any fund managed by Trium will be subject to, inter alia, the following risks:

- **Market price risk:** any investment fund is subject to fluctuations in the value of its investments. For UCITS funds, an indicator of market risk is set out in the fund's Synthetic Risk Reward Indicator (SRRI), which is available in the fund's KIID.
- **Foreign exchange risk:** investments in the fund may be subject to fluctuations in foreign exchange rates.
- **Derivatives & leverage risk:** derivatives can change in value rapidly and may cause losses to any investment fund
- **Credit Risk:** the fund is exposed to the risk that the issuer of any debt securities invested in fails to meet its obligations.
- **Counterparty/Custodial Risk:** a counterparty with whom a fund contracts or a custodian holding a fund's assets may fail to meet its obligations or become bankrupt, which may expose that fund to a financial loss.
- **Liquidity Risk:** is the risk that there are insufficient buyers or sellers of a given investment to allow an investment fund trade readily which may impact the fund's performance or (in extreme circumstances) an investor's ability to redeem.
- **Operational Risk:** human error, system and/or process failures, inadequate procedures or controls can cause losses to any investment fund.

More information in relation to risks in general may be found in the "Investment Risks and Special Considerations" section of the prospectus. The fund may use leverage. The use of leverage creates special risks and may significantly increase the fund's investment risk. Leverage creates an opportunity for greater yield and total return but, at the same time, exposes the fund to greater capital risk than an unlevered vehicle.

Availability of prospectus and KIIDs/KIDs

The prospectus containing a summary of investor rights and KIID/KIDs are available in English on <https://trium-capital.com/>. KIDs are also available on the same website in German, French, Italian, Dutch, Norwegian, Portuguese, Spanish and Swedish.

For investors in the UK

The Company is based in Ireland and is not subject to UK sustainable investment labelling and disclosure requirements. The Company is authorised in Ireland but not in the United Kingdom. The UK Financial Ombudsman Service is unlikely to be able to consider complaints relating to the Company, its management company Trium Ireland Limited or the Company's depository Northern Trust Fiduciary Services (Ireland) Limited. Any claims for losses relating to the management company or the depository are unlikely to be covered under the UK Financial Services Compensation Scheme.

For investors in the Netherlands

Trium Ireland Limited is the management company of Trium UCITS Platform PLC, an undertaking for collective investment in transferable securities ("UCITS") within the meaning of the UCITS Directive and is authorized to offer shares of the fund to investors in the Netherlands on a cross border basis and is registered as such in the register kept by the Dutch Authority for the Financial Markets ("AFM") www.afm.nl. The prospectus of the fund is available at <https://trium-capital.com/>.

For investors in Spain

Trium UCITS Platform PLC is registered in Spain with the Comisión Nacional del Mercado de Valores (CNMV) under registration number 301856.

For investors in Switzerland

The fund may only be offered or advertised and this document and any other offering materials or document relating to the fund may only be made available in Switzerland to qualified investors as defined in the Swiss Federal Act on Collective Investment Schemes of 23 June 2006, as amended ("CISA"), and its implementing ordinance, as amended ("Qualified Investor(s)"), excluding high-net-worth private clients and private investment structures established for them who have declared that they wish to be treated as professional clients (opting out) pursuant to article 5(1) of the Swiss Federal Act on Financial Services of 15 June 2018 ("FINSA").

For US citizens / US residents

The fund has not been and will not be, registered under the United States Securities Act of 1933, as amended, and has not been and will not be, registered or qualified under the securities or "Blue Sky" laws of any state of the United States. The fund has not been, and will not be, registered under the United States Investment Company Act of 1940, as amended. In the United States or for the account of U.S. Persons, this document is intended only for persons who are "qualified purchasers", as defined in the United States Investment Company Act of 1940. Please see the offering documents for more information on U.S. Persons, including any limitation and restrictions.

The U.S. Commodity Futures Trading Commission has not approved or disapproved, passed on, or endorsed, the merits of these product offerings.