

# TRIUM EPYNT MACRO FUND

## OCTOBER 2025 MONTHLY NEWSLETTER

F USD: +0.4% YTD: +12.8%

### Strategy Description

- ▲ The Trium Epynt Macro Fund pursues a traditional thematic approach to investing, with a focus on identifying and monetising major macroeconomic and geopolitical trends.
- ▲ The Portfolio Managers have the flexibility to invest across fixed income, FX, commodities and equities, with a global remit encompassing both developed and liquid emerging markets.
- ▲ The Fund aims to achieve a 6-10% annualised return, independent of market environment, with a volatility of 6-10%.

### Portfolio Manager's Commentary

- ▲ The Fund weathered a dramatic sell-off in precious metals to finish up on the month.
- ▲ The largest contribution was from a modest exposure to Argentine assets, as Milei's libertarian party shook off jitters in local elections to secure a strong national win. That victory and continued US backing gives the country the time it needs to improve its current account balance through a ramp up in both energy and agricultural output.
- ▲ Precious metals surged higher early in the month, with gold pushing above \$4k per ounce, before dropping over -6% in a single day. While there was no clear catalyst for the reversal, prices had gone up very quickly, and so the Fund had bought option protection to lock-in YTD gains while still giving us exposure if the run continues. Remarkably, gold and silver still finished higher for the month, although we still incurred losses on underperforming miners (GDX Index -6%).
- ▲ Uranium companies rallied after the US government signed an \$80bn deal to build new nuclear reactors. Smaller gains came from Californian carbon, and copper.
- ▲ Looking ahead, the opportunity set in commodity markets remains compelling. Tariffs (whether real or feared) are leading to hoarding, bifurcated markets, and supply and demand mismatches in copper, silver, and rare earth markets. Meanwhile, decoupling is driving a desire to shift away from financial assets towards real assets and points towards a continued bid for gold (see our forthcoming blog on The Dot Comm Boom!).
- ▲ In FX, gains from our long Brazilian Real position were outweighed by losses on our Chinese Renminbi short. The Dollar was broadly stronger (DXY +2%) as a more hawkish Fed cut but cautioned on the assumption that another reduction would follow at the December meeting.
- ▲ The Fund continues to find attractive asymmetry in FX. We went long Yen on the view that the recent sell-off is stretched, with the currency trading very close to the levels at which BoJ intervention triggered the carry trade to unwind back in summer 2024.
- ▲ We also went short the Australian Dollar which is trading at 10-year highs relative to the New Zealand Dollar. It is a mean-reverting pair and, with New Zealand having already slashed rates from 5.5% to 2.5%, it is our view that the market has gone too far in pricing further cuts. On the flip side, Australian rates are higher at 3.6% and we believe that participants have misinterpreted recent data and wrongly priced out cuts.
- ▲ Chinese stocks finished flat for October. While we saw tough talk from both sides in the build-up to a month-end showdown between Trump and Xi, calmer heads and compromises won the day over escalation.
- ▲ Our S&P put hedge dragged on performance as the index moved 2% higher. We continue to run the position as a counter to more 'idiosyncratic' thematic trades within the portfolio.



### Portfolio Managers



**Tom Roderick** has managed the Trium Epynt Macro strategy since October 2018. Before joining Trium, Tom was a portfolio manager and partner at Eclectica Asset Management from 2012-17. Prior to this, Tom worked at Brevan Howard from 2008-11. Tom graduated with a 1st class MSci in Physics from Imperial College, London.



**Javier Basabe** joined Trium in 2024. Javier was previously a portfolio manager at Bluecrest Capital. Prior to this, he worked within a senior macro team at Citadel. Javier started his career on the sell side at Barclays, having graduated from the Universidad Pontificia de Comillas - ICAI with an MSc in Mechanical Engineering.

### Fund terms

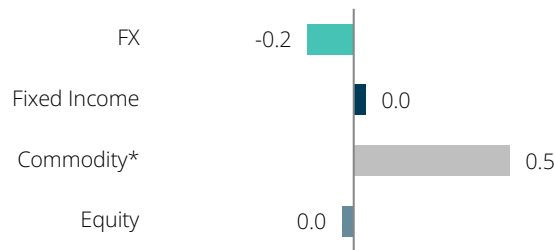
<b>Investment Manager</b>	Trium Capital LLP
<b>Fund Name</b>	Trium Epynt Macro Fund
<b>SFDR</b>	Article 6
<b>Inception Date</b>	30 September 2022
<b>Structure</b>	UCITS (Ireland)
<b>Base Currency</b>	USD
<b>Currency Share Classes</b>	USD, GBP, EUR, CHF, SEK
<b>Dealing Frequency</b>	Daily, 11am Irish Time
<b>Valuation Point</b>	5pm EST
<b>Registered for Sale</b>	France, Germany, Guernsey, Jersey, Ireland, Italy, Spain, Sweden, Switzerland, UK

### Fund service providers

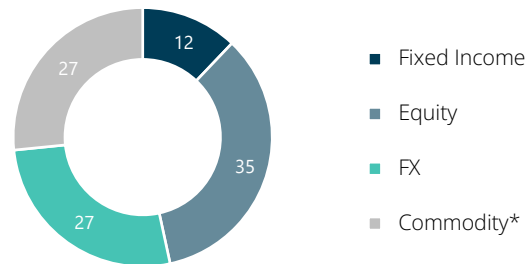
<b>Management Company</b>	Trium Ireland Ltd
<b>Administrator</b>	Northern Trust
<b>Swap Providers</b>	Morgan Stanley, Société Générale, JP Morgan
<b>Auditor</b>	PricewaterhouseCoopers
<b>Legal Advisors</b>	McCann Fitzgerald

NAV data has been calculated by Northern Trust International Fund Administration Services (Ireland) Limited. The figures refer to the past. Past performance is not a reliable indicator for future returns. Launch date: 30 September 2022. All data as at End of Month. THIS DOCUMENT IS FOR THE INTENDED RECIPIENT ONLY. The Trium Epynt Macro Fund is a UCITS sub-fund of the Irish-domiciled Trium UCITS Platform PLC and is managed by Trium Capital LLP ("TCL"). TCL is authorised and regulated by the UK Financial Conduct Authority. Applications for shares in any sub-fund of the Trium UCITS Platform plc (the "Fund") should not be made without first consulting the Fund's current Prospectus, KIID, Annual Report and Semi-Annual Report ("Offering Documents"), or other documents available in your local jurisdiction which are available free of charge from Trium Capital LLP. This information has been prepared solely for information purposes and is not an offer to buy or sell or a solicitation of an offer to buy or sell any security or instrument or to participate in any particular trading strategy. Please refer to important information at the end of this document. F USD Returns are net of 0.5% management fee per annum and 10% performance fee on return, and in excess of the respective overnight cash rate.

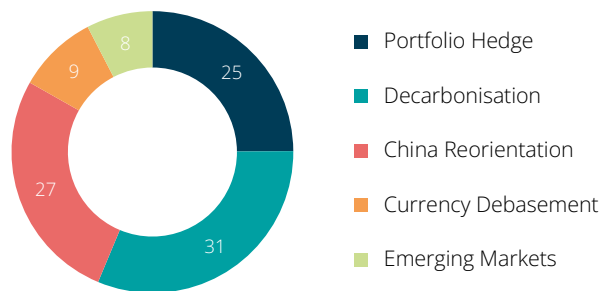
## MTD P&L Attribution (% NAV)



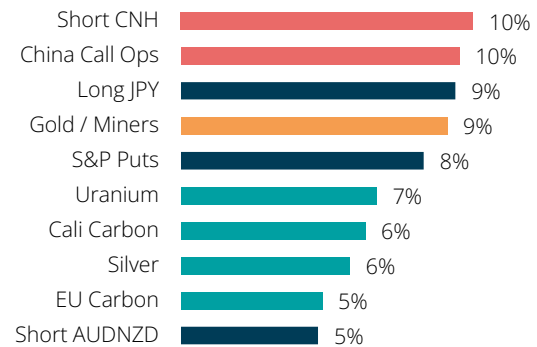
## Asset Class Exposure (% Gross VaR)



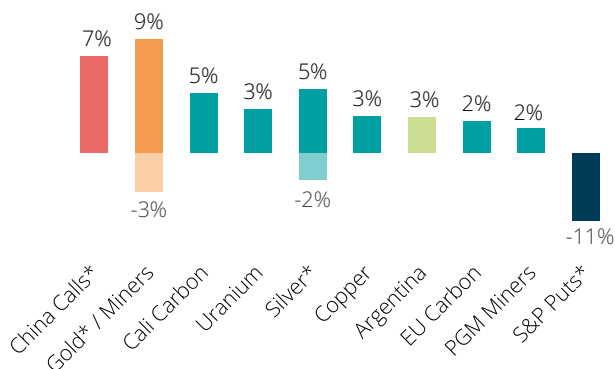
## Portfolio Themes (% Gross VaR)



## Top 10 Positions (% Gross VaR)

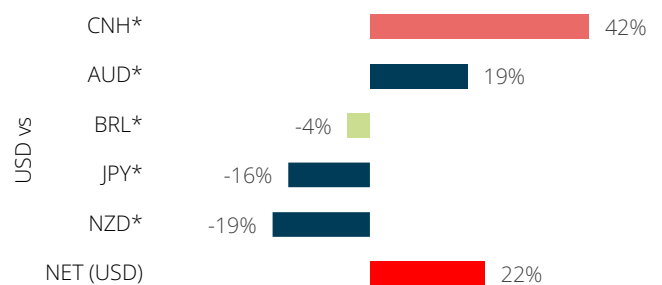


## Position Exposure (% NAV)\*



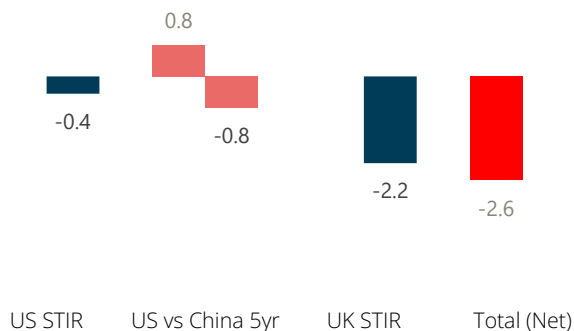
\* Delta-adjusted exposure

## FX Exposure (% NAV)\*

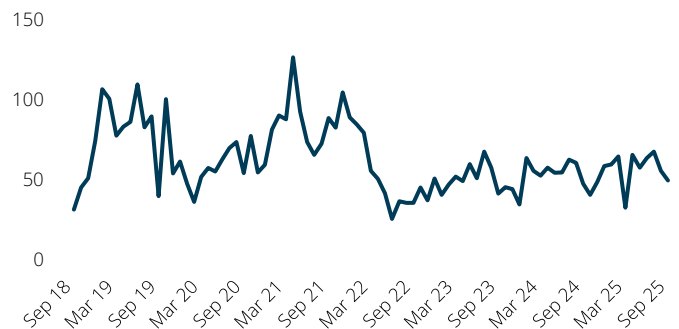


\* Delta-adjusted exposure

## Fixed Income Exposure (DV01)



## History – 1-day Portfolio VaR 95 (BP)



Source: Trium Capital LLP. Past performance is not a reliable indicator for future returns. Gross VaR is the sum of the VaRs of all Positions within the portfolio. A Position may comprise of more than one portfolio constituent. Theme VaR is the sum of the VaRs of Positions within the Theme. Position VaR% and Theme VaR% is expressed relative to Gross VaR. Asset Class VaR is the sum of VaRs of Positions within the Asset Class (accounting for the effects of diversification). Asset Class VaR% is expressed relative to the sum of Asset Class VaRs. Portfolio VaR% is the VaR of the portfolio. Figures based on 1-day VaR (95% confidence level, using a 2yr historical look back). Historical VaR analysis was produced by the Portfolio Management team and has not been independently verified.

\* Commodity includes carbon emissions. FX excludes pegged currencies. Delta-adjusted exposures are shown for option-based trade expressions.

## Historical Monthly Returns – F USD (Founders')

F USD	Jan	Feb	Mar	Apr	May	Jun	Jul	Aug	Sep	Oct	Nov	Dec	YTD
2025	1.0%	-0.2%	0.5%	-0.3%	-0.3%	3.5%	0.6%	2.8%	4.1%	0.4%			12.8%
2024	-0.0%	0.8%	1.7%	2.1%	0.0%	-2.2%	1.6%	-3.1%	2.5%	1.9%	3.4%	0.1%	8.9%
2023	0.1%	0.8%	-2.1%	0.6%	-1.6%	1.9%	1.5%	1.1%	3.2%	0.1%	-2.1%	-1.3%	2.0%
2022										-0.4%	-2.6%	0.7%	-2.2%

Past performance is not a reliable indicator for future returns. Source: NAV has been calculated by Northern Trust International Fund Administration Services (Ireland) Limited. Launch date: 30 September 2022. All data as at End of Month. F USD Returns are net of 0.50% management fee per annum and 10% performance fee on return, and in excess of the respective overnight cash rate.

## Historical Monthly Returns – Epynt Macro Strategy

	Jan	Feb	Mar	Apr	May	Jun	Jul	Aug	Sep	Oct	Nov	Dec	YTD
2022	1.4%	1.7%	1.3%	4.3%	2.4%	0.2%	-1.7%	-0.4%	3.0%				12.7%
2021	0.1%	-2.3%	1.1%	3.1%	0.5%	-3.7%	0.3%	-0.3%	0.8%	-1.3%	1.4%	2.2%	1.6%
2020	1.6%	-0.8%	-4.5%	4.8%	0.4%	0.8%	2.6%	0.4%	0.0%	-2.5%	2.9%	3.6%	9.2%
2019	0.3%	-1.0%	0.7%	0.5%	2.9%	-2.6%	2.4%	0.6%	-1.1%	0.2%	-0.3%	3.4%	6.0%
2018										-0.1%	1.0%	-1.2%	-0.3%

Past performance is not a reliable indicator for future returns. Source: Trium Capital LLP. Returns relate to a sleeve managed within the Trium Multi Strategy UCITS Fund (formerly named the Trium Absolute Return Fund). Data is estimated monthly net of a fee structure of a 0.5% Management Fee and 10% Performance Fee. All as of month-end. Sleeve returns are calculated based on internal figures and are not calculated based on any official NAV. Sleeve returns are unaudited. All returns are based on daily returns from underlying portfolio constituents.

## Share Class details

Share Class	Management Fee	Performance Fee	Launch Date	Min. Investment	Currency	SEDOL	ISIN	Bloomberg ticker
F CHF	0.50%	10.00%	07/12/2022	1,000	CHF	BJN5167	IE000157J1X3	TRHBFCH ID
F EUR	0.50%	10.00%	30/09/2022	1,000	EUR	BJN5145	IE000BHGRK57	TREPMFE ID
F GBP	0.50%	10.00%	30/09/2022	1,000	GBP	BJN5156	IE000988JJ99	TREPMFG ID
F USD	0.50%	10.00%	30/09/2022	1,000	USD	BJN5134	IE000ALF9G18	TREPMFU ID
I USD	0.75%	15.00%	30/09/2022	1,000,000	USD	BJN5178	IE0005WQI895	TREPMIU ID
S USD	1.25%	15.00%	30/09/2022	1,000	USD	BJN51C3	IE000IZ2ZC70	TRFSUSD ID

Source: Trium Capital. All data as at End of Month. Positions are % of month end NAV. All performance is net of the relevant share class fees as detailed above. Performance fees are accrued on performance in excess of a Hurdle Rate:

- (1) For USD this is the US Federal Reserve effective federal funds rate (Bloomberg Ticker: FEDL01 Index);  
 (2) For EUR this is the European Central Bank deposit facility rate (Bloomberg Ticker: EURORDEPO Index);  
 (3) for GBP this is the Bank of England official rate (Bloomberg Ticker: UKBRBASE Index)

## Contact Details

### Trium Capital Sales & Investor Relations

IR@trium-capital.com

### Trium Capital LLP

60 Gresham Street, Level 4,  
London EC2V 7BB  
United Kingdom  
T: +44 20 7073 9250

## Important Information

### Marketing Communication

This is a marketing communication. Please refer to the prospectus and KID/KIID before making any final investment decision.

### Identity of the issuer

In the United Kingdom and outside the EEA, this document has been issued by Trium Capital LLP which is authorised and regulated by the Financial Conduct Authority in the UK (register number 497640). Trium Capital LLP is a limited liability partnership registered in England, No. OC343790. Its registered office is at 60 Gresham Street, London EC2V 7BB. It is registered in the USA with the National Futures Association as a CPO and CTA (registered number 0477553) and is a registered investment advisor with the Securities and Exchange Commission ("SEC") in the United States CRD# 306112/SEC#: 801-122997.

In the EEA, this document is issued by Trium Ireland Limited (together with Trium Capital LLP, "Trium"), which is authorised and regulated by the Central Bank of Ireland (reference number C189295).

### About the UCITS

Trium UCITS Platform PLC (the "Company") is an Irish domiciled open-ended investment company with variable capital structured as an umbrella fund with segregated liability between its funds under the laws of Ireland and authorised and regulated by the Central Bank of Ireland. The UCITS management company for Trium UCITS Platform PLC is Trium Ireland Ltd, authorised and regulated by the Central Bank of Ireland (register number: C189295).

### Information purposes only

This information has been prepared solely for information purposes and is not an offer to buy or sell or a solicitation of an offer to buy or sell any security or instrument or to participate in any particular trading strategy. In the event of any discrepancies between the information contained in this document and the prospectus, the prospectus will prevail. The information contained in this document does not take into account the particular investment objectives or financial circumstances of any recipient and does not constitute the provision of investment advice or a recommendation.

### Seeking your own advice

Before investing you should make an independent investigation of the Fund. You should ensure that you fully understand its potential risks and rewards and independently determine that it is appropriate for you given your objectives, experience, financial and operational resources, and other relevant circumstances. You should consult with your tax, legal, accounting or other such advisors as you deem necessary to assist you in making these determinations and the possible consequences for an investment in the Fund and the risks involved. Any indicative terms provided to you are provided for your information and do not constitute an offer, a solicitation of an offer, or any advice or recommendation to invest in the Fund (whether on the indicative terms or otherwise).

Trium is not acting as financial adviser or fiduciary to any party to whom it delivers this presentation or who invests in the Fund. In particular, this document (in whole or in part) does not constitute investment advice.

### Preliminary information

The information contained in this document is preliminary and is provided for discussion purposes only. This document is only a summary and does not contain certain material information about the Fund, including important conflicts disclosures and risk factors associated with investments in the Fund, and is subject to change without notice.

### No updates

These materials were designed for use by specific persons familiar with your business and affairs and Trium assumes no obligation to update or otherwise revise these materials. Nothing contained in this document should be construed as tax, accounting or legal advice.

### Disclaimer of accuracy

Although the above information has been taken from sources which Trium believe to be accurate, no warranty or representation is made as to the correctness, completeness and accuracy of the information or the assessments made on its basis.

### SFDR

The fund discloses sustainability-related information in accordance with Regulation (EU) 2019/2088 ("SFDR"). Further information regarding sustainability-related aspects of the fund provided pursuant to Article 10 of SFDR can be found here: <https://trium-capital.com/regulatory-disclosures/>

### Use of estimates

The estimates, investment strategies, and views expressed in this document are based upon past or current market conditions and/or data and information provided by unaffiliated third parties (which have not been independently verified), may differ from estimates, investment strategies, and views set out in other documents published by Trium and are subject to change without notice. No representation or warranty is made as to the correctness, completeness and accuracy of data and/or information provided by unaffiliated third parties or as to any assessment made on such basis.

### Confidentiality

This document is confidential and is not intended for distribution to or use by any person or entity in any jurisdiction or country where such distribution or use would be contrary to local law or regulation. The distribution of this document and/or the information contained herein in certain jurisdictions may be restricted, and, accordingly, it is the responsibility of any recipient to satisfy itself as to compliance with relevant laws and regulations.

This document may not be divulged to any other person, reproduced or transmitted without the express written permission of Trium. The information contained in this document is strictly confidential and is intended only for use of the person to whom Trium has provided the material, and no other person should rely or act upon it.

### Forward looking statements

Certain information contained in this document constitutes "forward-looking statements," which can be identified by the use of forward-looking terminology such as "may", "will", "should", "expect", "anticipate", "target", "project", "estimate", "intend", "continue" or "believe" or the negatives thereof or other variations thereon or comparable terminology. Due to various risks and uncertainties, actual events or results or the actual performance of the fund may differ materially from those reflected or contemplated in such forward-looking statements.

An investment in the fund may not be suitable for all investors and may only be suitable only for certain financially sophisticated investors who meet certain eligibility requirements, have no need for immediate liquidity in their investment, and can bear the risk of an investment in a fund for an extended period of time.

### Past performance

Any performance data and/or past performance is not a reliable indicator of future returns and the value of investments and the income derived from those investments can go down as well as up. Future returns are not guaranteed, and a loss of principal may occur. Performance may be affected by economic and market conditions. Returns may increase or decrease as a result of currency fluctuations.

Performance data of the fund is not based on audited financial data. Any performance data is based on the fund's actual or expected net asset value in accordance with the valuation methodology in the prospectus. Performance may be impacted by capital contributions and withdrawals and unless otherwise stated is net of management, performance and other fees as described herein and includes reinvestment of earnings.

Where any performance is referenced, please note that past performance is not a reliable indicator of future returns. Where simulated or scenario based performance is referenced, please note that the scenarios presented are an estimate of future performance based on evidence from the past on how the value of this investment varies, and/or current market conditions and are not an exact indicator. What you will receive will vary depending on how the market performs and how long you keep the investment/product.

### Fees

The fund's fees may be modified or waived for certain investors. Please refer to the prospectus for more information regarding the fund's fees and other terms. An investor's actual performance and actual fees may differ from the data reflected herein due to among other factors, different share classes and eligibility to participate in "new issues". It should also be noted that certain share classes of the fund may be closed, including the share class from which the performance data presented herein has been derived.

### Use of indices

Information about market indices is provided for the purpose of making general market data available as a point of reference only. There is no representation that any index is an appropriate benchmark for comparison. Index returns do not take into account trading commissions and costs or other fees and expenses associated with the active management of portfolios. The volatility of indices may be materially different from the performance of the fund. The fund's holdings may differ substantially from the securities that comprise the indices. Furthermore, the fund may invest in different trading strategies from the indices and therefore it should be noted that the sector, industry, stock and country exposures, volatility, risk characteristics and holdings of the fund may differ materially from those of the indices. The performance returns of the indices include the reinvestment of earnings and are obtained from Bloomberg and other third party sources. Although Trium believes these sources to be reliable, it is not responsible for errors or omissions from these sources.

### GICS Standard

This report is not approved, reviewed or produced by MSCI. The Global Industry Classification Standard (GICS) was developed by and is the exclusive property of MSCI and Standard & Poor's and "GICS®" is a service mark of MSCI and Standard and Poor's.

## Important Information (continued)

### Risks

Investing in financial markets involves a substantial degree of risk. There can be no assurance that the investment objectives of the fund will be achieved, and the investment results may vary substantially from year to year or even from month to month. Investment losses may occur, and investors could lose some or all of their investment. No guarantee or representation is made that the fund's investment program, including, without limitation, its diversification strategies, or risk monitoring goals, will be successful. Investment results may vary substantially over time. Investment losses may occur from time to time. Nothing contained in this document is intended to imply that the fund's investment methodology may be considered "conservative", "safe", "risk free" or "risk averse". Economic, market and other conditions could also cause the fund to alter its investment objectives, guidelines, and restrictions.

The fund may engage in investment practices or trading strategies that may increase the risk of investment loss and a loss of principal may occur. Trium may have total trading authority over the fund, and the fund will be dependent upon the services of Trium. The fund's fees and expenses as described in the fund's prospectus may offset the fund's gains. In addition, there may be restrictions on transferring interests in the fund, please refer to the fund's prospectus for additional information.

Where risks or rewards of purchasing shares in any fund are referenced, please refer to the risks outlined in either the KIID or prospectus. Any fund managed by Trium will be subject to, inter alia, the following risks:

- **Market price risk** any investment fund is subject to fluctuations in the value of its investments. For UCITS funds, an indicator of market risk is set out in the fund's Synthetic Risk Reward Indicator (SRRI), which is available in the fund's KIID.
- **Foreign exchange risk** investments in the fund may be subject to fluctuations in foreign exchange rates.
- **Derivatives & leverage risk** derivatives can change in value rapidly and may cause losses to any investment fund
- **Credit Risk** the fund is exposed to the risk that the issuer of any debt securities invested in fails to meet its obligations.
- **Counterparty/Custodial Risk** a counterparty with whom a fund contracts or a custodian holding a fund's assets may fail to meet its obligations or become bankrupt, which may expose that fund to a financial loss.
- **Liquidity Risk** is the risk that there are insufficient buyers or sellers of a given investment to allow an investment fund trade readily which may impact the fund's performance or (in extreme circumstances) an investor's ability to redeem.
- **Operational Risk** human error, system and/or process failures, inadequate procedures or controls can cause losses to any investment fund.

More information in relation to risks in general may be found in the "Investment Risks and Special Considerations" section of the prospectus. The fund may use leverage. The use of leverage creates special risks and may significantly increase the fund's investment risk. Leverage creates an opportunity for greater yield and total return but, at the same time, exposes the fund to greater capital risk than an unlevered vehicle.

### Availability of prospectus and KIDs/KIDs

The prospectus containing a summary of investor rights and KIDs/KIDs are available in English on <https://trium-capital.com/>. KIDs are also available on the same website in German, French, Italian, Dutch, Norwegian, Portuguese, Spanish and Swedish.

### For investors in the UK

**The Company is based in Ireland and is not subject to UK sustainable investment labelling and disclosure requirements.** The Company is authorised in Ireland but not in the United Kingdom. The UK Financial Ombudsman Service is unlikely to be able to consider complaints relating to the Company, its management company Trium Ireland Limited or the Company's depositary Northern Trust Fiduciary Services (Ireland) Limited. Any claims for losses relating to the management company or the depositary are unlikely to be covered under the UK Financial Services Compensation Scheme.

### For investors in the Netherlands

Trium Ireland Limited is the management company of Trium UCITS Platform PLC, an undertaking for collective investment in transferable securities ("UCITS") within the meaning of the UCITS Directive and is authorized to offer shares of the fund to investors in the Netherlands on a cross border basis and is registered as such in the register kept by the Dutch Authority for the Financial Markets ("AFM") [www.afm.nl](http://www.afm.nl). The prospectus of the fund is available at <https://trium-capital.com/>.

### For investors in Spain

Trium UCITS Platform PLC is registered in Spain with the Comisión Nacional del Mercado de Valores (CNMV) under registration number 301856.

### For investors in Switzerland

The fund may only be offered or advertised and this document and any other offering materials or document relating to the fund may only be made available in Switzerland to qualified investors as defined in the Swiss Federal Act on Collective Investment Schemes of 23 June 2006, as amended ("CISA"), and its implementing ordinance, as amended ("Qualified Investor(s)"), excluding high-net-worth private clients and private investment structures established for them who have declared that they wish to be treated as professional clients (opting out) pursuant to article 5(1) of the Swiss Federal Act on Financial Services of 15 June 2018 ("FINSA").

### For US citizens / US residents

The fund has not been and will not be, registered under the United States Securities Act of 1933, as amended, and has not been and will not be, registered or qualified under the securities or "Blue Sky" laws of any state of the United States. The fund has not been, and will not be, registered under the United States Investment Company Act of 1940, as amended. In the United States or for the account of U.S. Persons, this document is intended only for persons who are "qualified purchasers", as defined in the United States Investment Company Act of 1940. Please see the offering documents for more information on U.S. Persons, including any limitation and restrictions.

The U.S. Commodity Futures Trading Commission has not approved or disapproved, passed on, or endorsed, the merits of these product offerings.